

Dynamic

May 2020

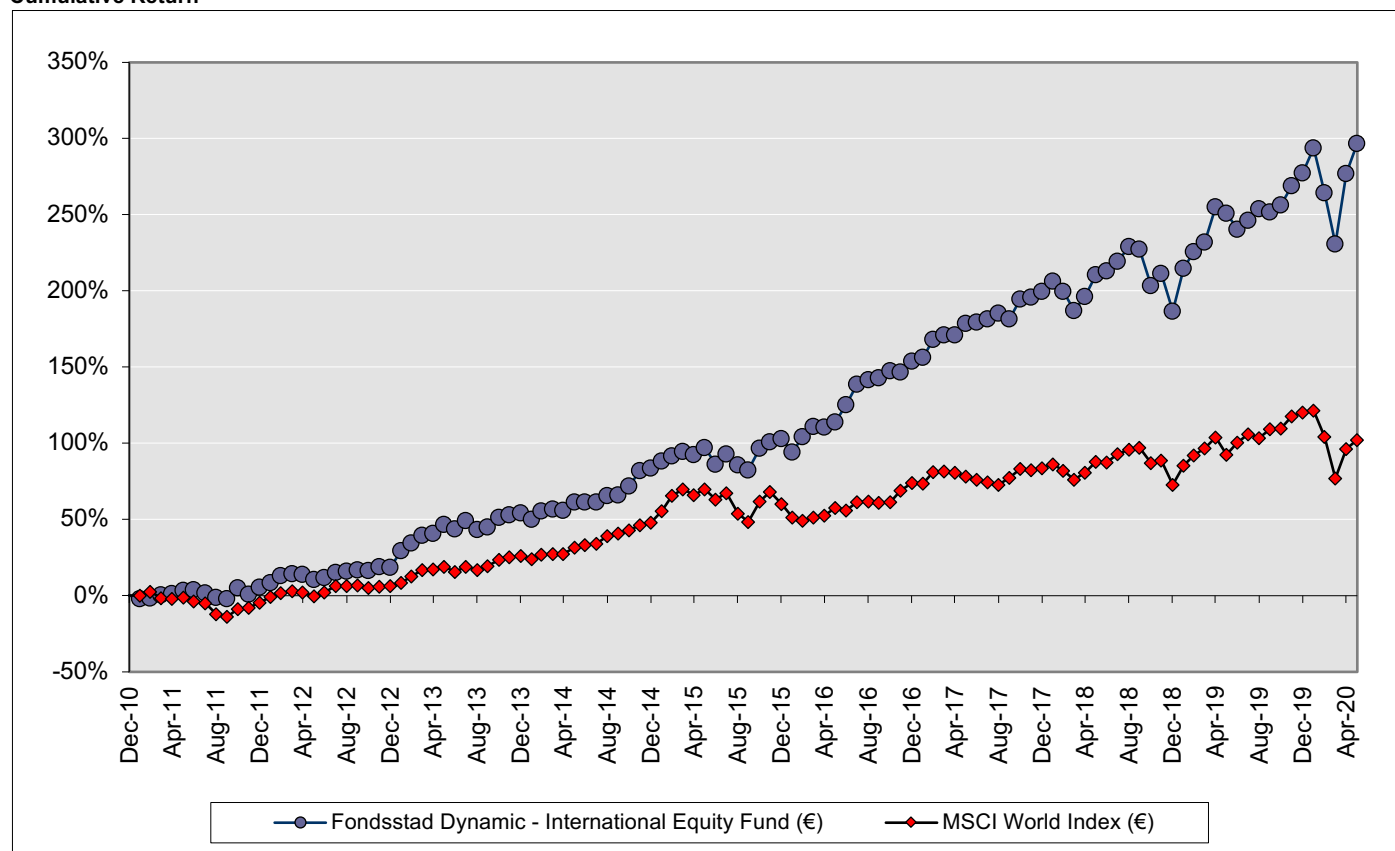
Aim: Long term capital growth

The Dynamic Investment Programme invests in the International Equity Fund – an actively managed multi-manager fund investing in global, country and industry equity funds. The Fund aims to provide investors with long term capital growth and outperform the MSCI World Index over an investment cycle.

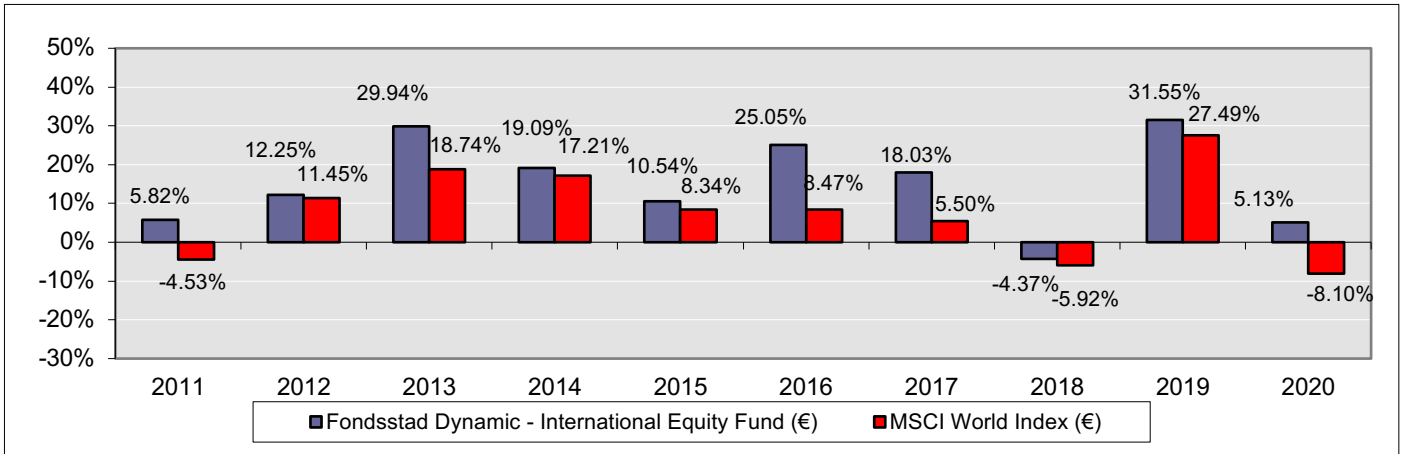
Monthly Return

	Jan	Feb	Mar	Apr	May	Jun	Jul	Aug	Sep	Oct	Nov	Dec	Year
2011	-2.02%	0.63%	1.81%	0.99%	2.18%	0.46%	-2.06%	-2.85%	-0.86%	7.05%	-3.90%	4.78%	5.82%
2012	2.70%	4.20%	1.15%	-0.54%	-2.87%	1.18%	2.94%	0.75%	0.90%	-0.39%	2.15%	-0.36%	12.25%
2013	9.09%	3.95%	3.72%	0.91%	4.15%	-1.91%	3.53%	-3.68%	0.90%	4.59%	0.92%	0.91%	29.94%
2014	-2.83%	3.73%	0.76%	-0.33%	3.49%	-0.23%	0.01%	2.75%	0.28%	3.56%	5.80%	0.92%	19.09%
2015	2.51%	1.85%	1.40%	-1.11%	2.49%	-5.56%	3.71%	-3.71%	-1.94%	7.93%	2.17%	1.01%	10.54%
2016	-4.32%	5.01%	3.45%	-0.25%	1.65%	5.18%	6.01%	1.19%	0.54%	1.95%	-0.36%	2.95%	25.05%
2017	0.88%	4.58%	1.20%	-0.03%	2.69%	0.31%	0.88%	1.26%	-1.28%	4.56%	0.47%	1.37%	18.07%
2018	2.25%	-2.24%	-4.22%	3.29%	4.81%	0.81%	1.97%	2.98%	-0.41%	-7.33%	2.55%	-7.90%	-4.37%
2019	9.81%	3.39%	1.93%	6.98%	-1.17%	-2.90%	1.62%	2.18%	-0.49%	1.30%	3.53%	2.18%	31.55%
2020	4.43%	-7.55%	-9.13%	13.91%	5.20%								5.13%

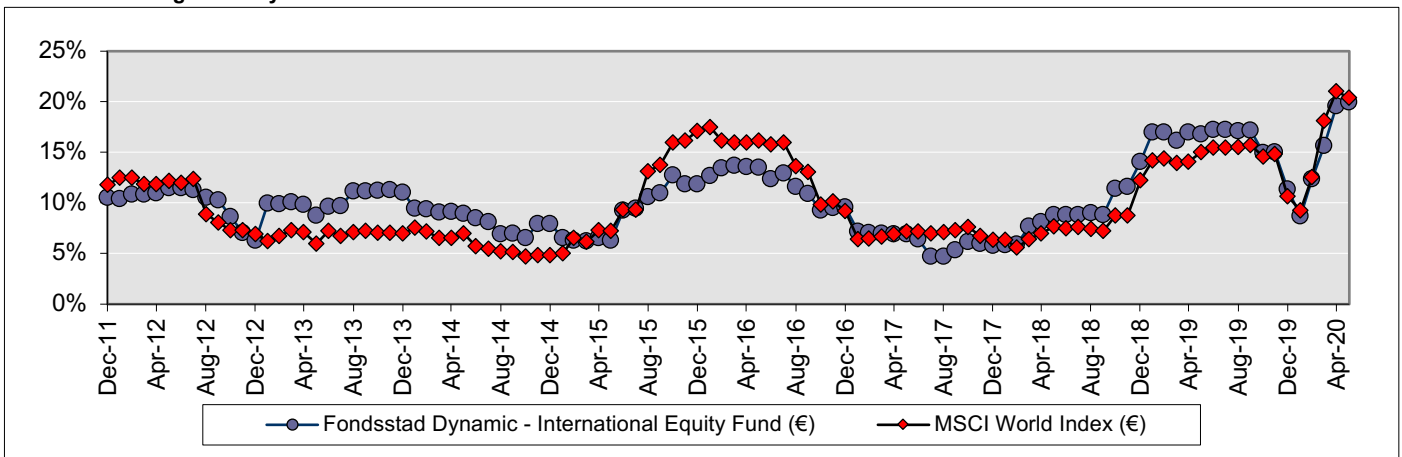
Cumulative Return



Annual Return



12 Months Rolling Volatility



Investor Benefits

The strategy is actively managed using multilayered risk management. It is suitable for investors with an average risk profile and 3 to 5 years investment horizon.

Strategy Advantage

The aim of the strategy is to systematically create returns using a long-term vision with minimum risk.

Risk Profile

Past performance is not a guide to future performance and may not be repeated. The value of investments can rise or fall, and you may not get back the amount originally invested. The Strategy may use derivatives for hedging purposes that may include certain costs and risks.

Manager

Insight Capital GmbH.

About Insight Capital

Insight Capital is an independent Swiss investment management company with offices in Genève and Zürich. The firm is authorised and regulated by the Verein zur Qualitätssicherung von Finanzdienstleistungen (VQF).

Insight Capital was established in 2013 with the investment philosophy that is focused on meeting client needs and delivering strong long-term capital growth by applying a careful and disciplined investment process.

Strategy Information

NAV	€138.30
Domicile	Switzerland
Launch Date	01 July 2017
Base Currency	EUR
Other Currencies	EUR, CHF, GBP, USD
Liquidity	Weekly
Subscription Fee	0%
Redemption Fee	0%

Statistics

Cumulative Return	296.65%
Maximum Monthly Return	13.91%
Minimum Monthly Return	-9.13%
Average Monthly Return	1.29%
12 Month Return	13.04%
Annualised Return	15.76%
Annualised Volatility	12.06%
Information Ratio	1.31

Investment Enquiries

Genève

Insight Capital GmbH
Fondsstad
14 Rue du Rhône
1204 Genève
Switzerland

T: +41 22 819 1741
F: +41 22 819 1900
E: admin@fondsstad.ch
www.fondsstad.ch

Zürich

Insight Capital GmbH
Fondsstad
Splügenstrasse 10
8002 Zürich
Switzerland

T: +41 22 819 1741
F: +41 22 819 1900
E: admin@fondsstad.ch
www.fondsstad.ch

Important Information

This document is produced by Fund Analytics Limited ("Fund Analytics") on behalf of Insight Capital GmbH, which is authorised and regulated by the Financial Services Standard Association (VQF) in Switzerland, to and/or is directed at persons who are both (a) professional investors or intermediate customers or market counterparties and (b) of a kind to whom the Amroc International Equity Fund (the "Fund") may lawfully be promoted. This document is provided to you for information purposes only and should not be used or considered as an offer to issue or sell, or any solicitation to buy or invest in any investment or investment vehicle nor shall it or the fact of its distribution form the basis of or be relied on in connection with any contract therefor. Any decision by an investor to offer to buy shares in the Fund should be made only on the basis of the terms contained in the Fund's prospectus. The information in this document has been prepared from sources believed to be reliable. However, no representation, warranty or undertaking, express or implied, is given as to the accuracy or completeness of the information or opinions contained in this document by either Fund Analytics and no liability is accepted by either Fund Analytics for the accuracy or completeness of any such information or opinions. Past performance may not necessarily be repeated and is no guarantee or projection of future results. The information contained herein does not constitute tax advice. Investors should consult their own tax advisor or attorney with regards to their tax situation. This document is for information purposes only and does not constitute an offer to participate in any investments.